

# Perspectives on Ageing in British Columbia

## The 2024 Ageing in Canada Survey

NOTE: All results reflect the experiences of those aged 65+ unless otherwise specified.



### Social Well-Being

#### Social Network Strength


Among those aged 65+ living in British Columbia:

- **38%** somewhat lonely, **12%** very lonely
- **38%** are at risk or experiencing social isolation



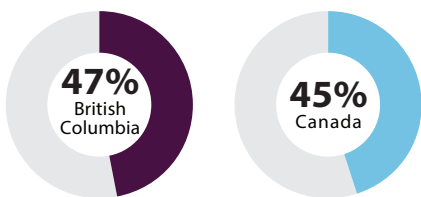
**27%** of Canadians 65+ in British Columbia have weak social networks (socially isolated and lonely)

#### Social network strength in Ontario and Canada



#### Social Engagement

What proportion of older adults engage in social activities at least weekly?



#### What's holding older adults back from participating in activities as often as they would like? Barriers to social engagement in British Columbia



**40%**  
Health conditions



**36%**  
Costs



**27%**  
No companion



**25%**  
Lack of energy



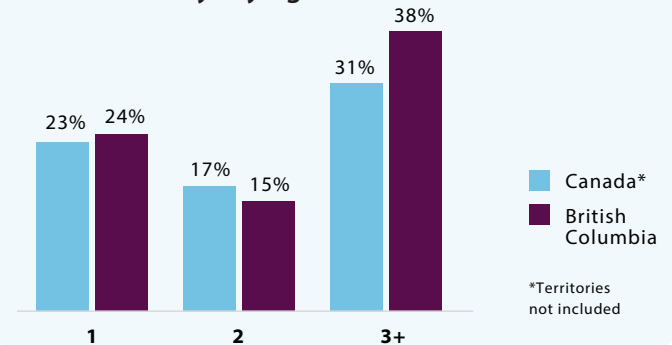
**23%**  
Too busy/  
other responsibilities

### Experienced Ageism



**77%** of those aged 65+ in British Columbia report experiencing at least one form of everyday ageism

#### Older adults who experience 1, 2, or 3+ forms of everyday ageism



#### Ageism in Daily Life: A British Columbia Snapshot

Percentage who report often or sometimes to each form of ageism

I hear, see and/or read jokes about old age, ageing or older people.	<b>56%</b>
People assume I have difficulty with cell phones and computers.	<b>29%</b>
People insist on helping me with things I can do on my own.	<b>29%</b>
People assume I have difficulty hearing and/or seeing things.	<b>29%</b>
I hear, see and/or read things suggesting that older adults and ageing are unattractive or undesirable.	<b>28%</b>
People assume I have difficulty remembering and/or understanding things.	<b>27%</b>
People assume I do not do anything important or valuable.	<b>19%</b>



## Financial Security

### Financial Well-being



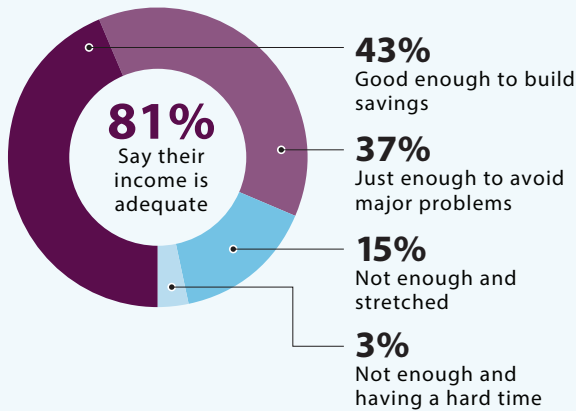
18% of older adults in British Columbia are financially vulnerable, compared to 14% across Canada



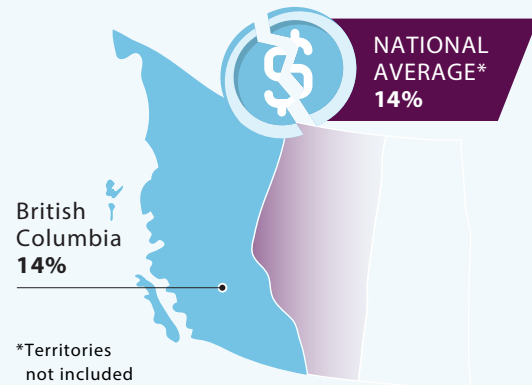
### Material Deprivation

14% of those aged 65+ in British Columbia have poverty-level living standards – at par with the national average

#### Income Adequacy in Later Life: British Columbia



#### Financial Insecurity in Later Life



### Retirement Readiness

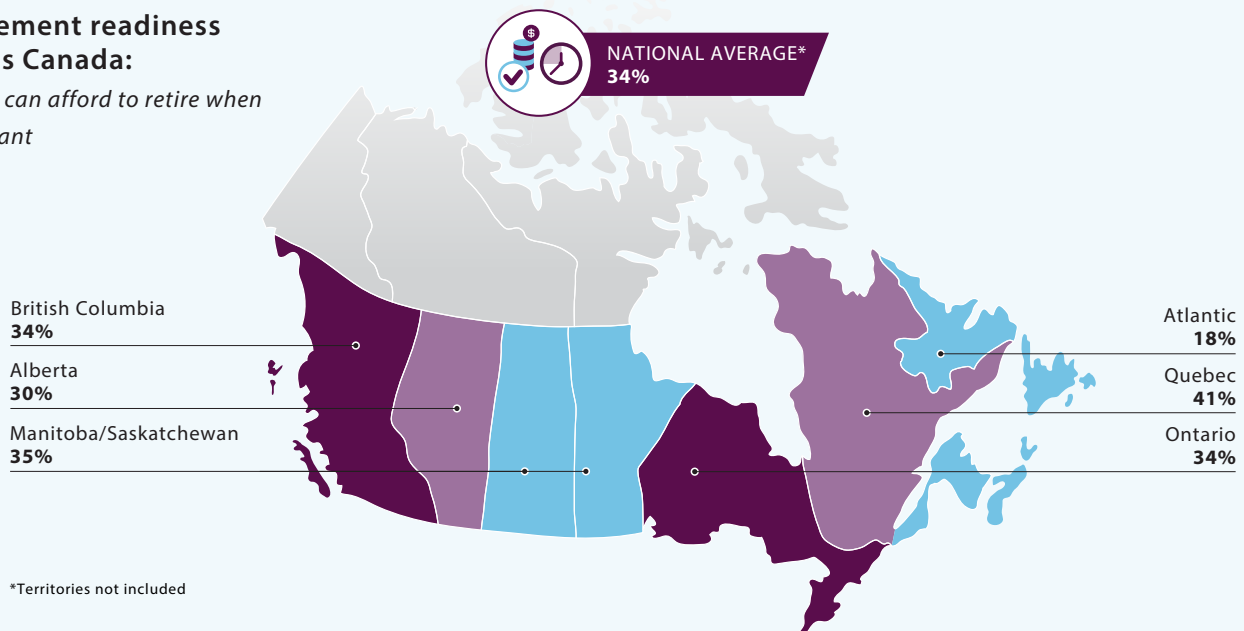
- While 1 in 4 Canadians aged 50+ have saved \$5,000 or less for retirement, in British Columbia, the share is **22%**

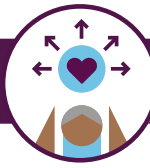


34% of those aged 50+ in British Columbia say they can afford to retire when they want

#### Retirement readiness across Canada:

% who can afford to retire when they want





## Health & Independence

### Access to Health Care



Only 65% of those aged 65+ living in British Columbia can access the health care they need all or most of the time.

#### Top 5 barriers to health care access in British Columbia

Experienced by older adults who struggled to get the care they needed

- |          |  |            |   |
|----------|--|------------|---|
| <b>1</b> |  | <b>52%</b> | Could not get appointments  |
| <b>2</b> |  | <b>24%</b> | Appointments, treatments or services were cancelled, delayed or rescheduled |
| <b>3</b> |  | <b>24%</b> | Difficulty getting a referral   |
| <b>4</b> |  | <b>23%</b> | Difficult to travel to service location                                     |
| <b>5</b> |  | <b>17%</b> | Service not available in my area  |

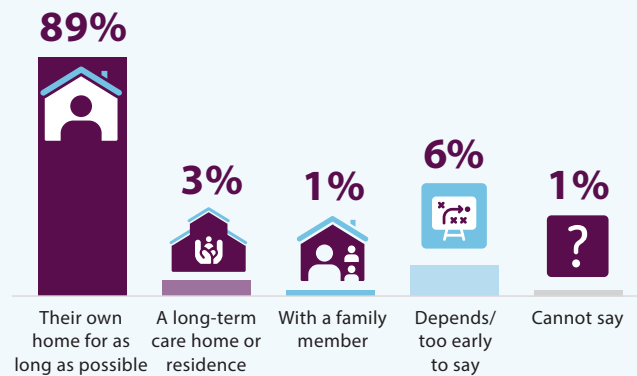
### Enabling Ageing in Place



Desire to Age at Home

- **89%** want to remain in their own home as they age – highest in all of Canada
- Only **3%** want to move to long-term care

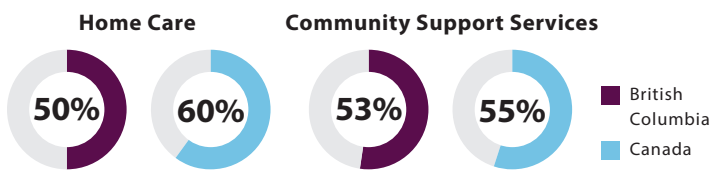
#### Where older adults in British Columbia want to live as they age



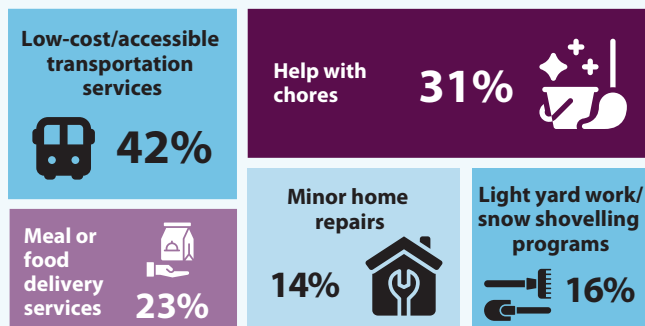
## Access to Home and Community-based Care



Those aged 65+ who could get the care they needed — all or most of the time:

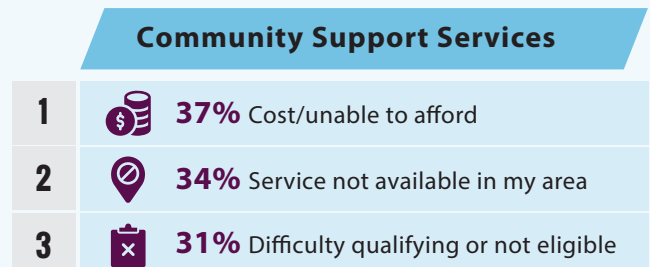
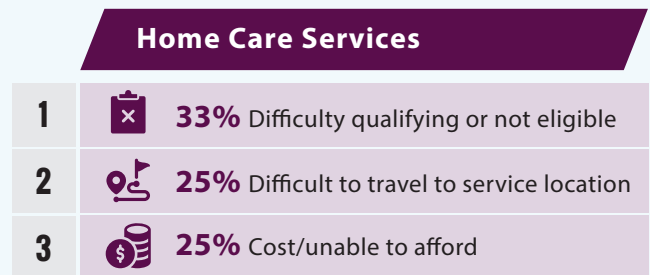


#### Community support services older adults in British Columbia report needing the most



### Top barriers to care across Canada

Experienced by older adults who struggled to get the care they needed





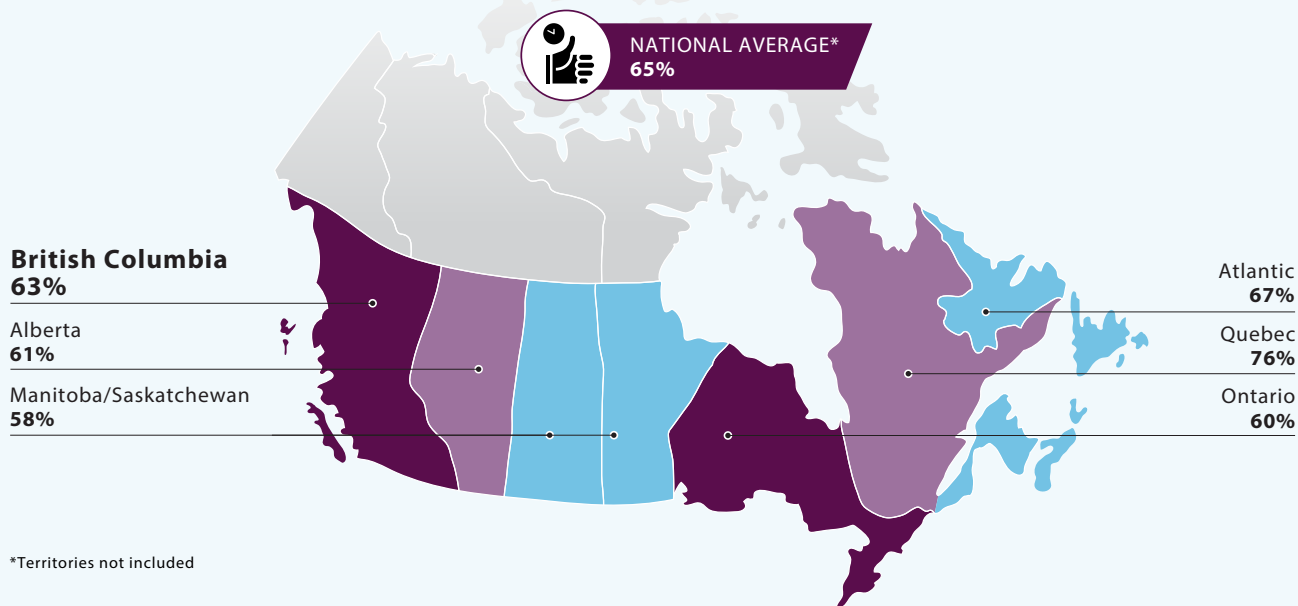
## Perspectives on Ageing

### Fewer older adults in British Columbia have a positive view of ageing than most older Canadians

- **63%** of those aged 65+ in British Columbia feel positive about getting older
- That's below the national average of **65%**
- Quebec ranks the highest at **76%**

#### Positivity in the Ageing Experience

% who report very or somewhat positive feelings



To learn more about the NIA, visit our website at [www.NIAgeing.ca](http://www.NIAgeing.ca) and follow us on **X** (formerly known as Twitter), **LinkedIn**, and **Facebook**.



Scan here to read *Perspectives on Growing Older in Canada: The 2024 NIA Ageing in Canada Survey*



Sign up for the NIA Newsletter: Hear About Our New Research First By Scanning Here